

CRAFTMANSHIP

DECO

SINCE 1959

BOAT LIFTS

Discover the Difference



Table of Contents

Intro/About Us. 1

Beamless 2-3

Concept CRS 4-5

DECO. 6-7

Maxi - Flat 8

Maxi - Direct Drive 9

Boathouse 10-11

Elevator - Concept CRS 12

Elevator - Maxi. 13

DECKLifts. 14-15

PWC Lifts. 16

Custom Lifts. 17

Dock & Lift Accessories 18-19

Marina & Condo Lifts. 20

Lift References/Warranty 21



Discover the DECO Difference

DECO Boat Lifts is proud to be one of the world's leading manufacturers of high-performance boat lift systems, offering a broad array of products made with impeccable craftsmanship from durable materials. For six decades, our company has pushed the envelope in design and innovation; all while maintaining an unsurpassed reputation for dependable customer service. As a result, we offer the fastest, quietest, and most dependable boat lifts on the market today – all guaranteed to offer you years of trouble-free performance!



Since we began manufacturing boat lifts in 1959, we've developed a number of proprietary technologies. Known as the **DECO Difference**, these innovations allow our boat lifts to outperform those of our competitors. We primarily manufacture our lifts using **Superior Box-Beam Aluminum Construction**. Why do we use box beam construction on our DECO & Concept CRS Lifts? Because it provides bi-directional structural support for greater structural integrity and a clean aesthetic look, compared to more commonly used C-channel/I-beam styled lifts on the market. We are the only boat lift company to manufacture our **Proprietary Gearbox System** in house from raw materials. The bronze worm gear and other mechanical components are sealed in our unique blend of lubricants. This design is self-locking for the ultimate in boat lift safety and will keep your boat hoist whisper



quiet for early morning launches and late-night docking. In 2006 we developed our patented **Cable Retention System (CRS)**, the finest cable management system on the market! Often imitated and never effectively duplicated, we pair an **Aluminum Deep Groove** cable winder, the deepest in the industry, with our High-Density UHM Injection Molded Plastic Retainer which holds the cables in their grooves even when tension is lost, preventing cable un-spooling and overlapping. This leads to a perfect wrap every time and, consequently, longer cable life and less frequent cable changes! Discover the DECO Difference today!

BEAMLESS CONCEPT CRS LIFTS

A DECO Original, The Flagship of the Boatlift Industry

Our 4-motor Concept CRS Beamless Lift is the most advanced Beamless Lift system on the market! We were the first boat lift manufacturer to eliminate unsightly upper beams and problematic hidden cabling by engineering a single independent cable pickup at each piling.

Standard Features Concept CRS Beamless Lifts:

Superior Box-Beam Aluminum Construction. [*A DECO Exclusive!*](#)

(4) **Stainless Steel Motors.**

(4) **Concept Sealed Direct-Drive Gearboxes.** [*A DECO Exclusive!*](#)

Superior Lift Speed! *The Fastest Gearbox on the Market!*


Patented Cable Retention System (CRS). [*A DECO Exclusive!*](#)

(4) Aluminum Guides with PVC.

Stainless Steel Cables and Hardware.

Aluminum Full-Length Bunks.

Available Upgrades: Remote Control
Remote Control w/ Auto-Stop
High Speed Motors



Capacities:

4,000 lbs
6,000 lbs
10,000 lbs
13,000 lbs
16,000 lbs
20,000 lbs
24,000 lbs





CRS
DECO's Patented
(US Patent # 7,104,492)
Cable Retention System

The Finest Cable Management System on the Market; featuring the deepest grooved cable winder in the boat lift industry! No more destructive cable spooling and overlapping. This revolutionary cable management system ensures a perfect wrap every time!

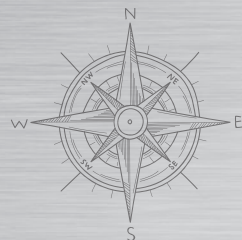
CONCEPT CRS LIFTS

The Premiere All-In-One Standard in Lift Technology

At DECO, we understand the pride that comes with living on the water. We also understand the importance of enhancing your boating experience with the **BEST** products available on the market today. This is why we developed the *Concept CRS Lift*.

DECO's Proprietary Concept Direct-Drive Gearbox

The boat lift industry's most advanced Direct-Drive system! Our proprietary gearboxes deliver the fastest, quietest, maintenance free operation with drive gears fully enclosed and sealed in our proprietary oil bath. These heavy-duty bronze worm gear reduction gearboxes are time-tested, for over **SIX DECADES**, to outperform the competition.



Standard Features Concept CRS Lifts:

Superior Box-Beam Aluminum Construction. [A DECO Exclusive!](#)

Stainless Steel Motors.

Concept Sealed Direct-Drive Gearboxes. [A DECO Exclusive!](#)

Superior Lift Speed! *The Fastest Gearbox on the Market!*

Patented Cable Retention System (CRS). [A DECO Exclusive!](#)

(4) Aluminum Guides with PVC.

Stainless Steel Cables and Hardware.

Aluminum Full-Length Bunks

Available Upgrades: Remote Control
Remote Control w/ Auto-Stop
High Speed Motors

Capacities:

4,000 lbs
6,000 lbs
10,000 lbs
13,000 lbs
16,000 lbs
20,000 lbs
25,000 lbs
30,000 lbs
40,000 lbs



DECO LIFTS

A Step Above the Industry Standard

Our DECO Drive is the boat lift industry's **ORIGINAL** Sealed Gearbox System! These lifts are time tested through **SIX DECADES** of careful engineering, crafting, and refinement.



Standard Features DECO Lifts:

Superior Box-Beam Aluminum Construction. [*A DECO Exclusive!*](#)

Stainless Steel Motors.

Proprietary Sealed Direct Belt-Drive Gearboxes. [*A DECO Exclusive!*](#)

Superior Lift Speed! *The Fast Gearbox on the Market!*

Aluminum Grooved Cable Winders.

(4) Aluminum Weighted Guides with PVC.

Stainless Steel Cables and Hardware.

Completely Carpeted Full-Length Bunk Boards

Available Upgrades: Remote Control or Remote Control with Auto-Stop
High Speed Motors
Aluminum Bunks
Cable Retention System (CRS)

Capacities:

4,000 lbs
6,000 lbs
10,000 lbs
13,000 lbs
16,000 lbs
20,000 lbs
25,000 lbs
30,000 lbs





DECO's Proprietary Sealed Direct Belt-Drive Gearbox

Manufactured in house since 1959, our Sealed DECO Direct Belt-Drive gearbox provides the fastest, quietest, and smoothest operation in the industry! Our high-quality gearboxes are time-tested to outperform the competition which typically uses off-the-shelf imported gearboxes.



This superior gearbox design is maintenance free with drive gears fully enclosed and sealed in our proprietary oil bath. Our heavy-duty bronze worm gear reduction gearboxes are designed to be self-locking for the best in boatlift safety!

MAXI LIFTS

Combines Industry Standard Design with DECO's Superior Craftsmanship

Our Maxi Lift systems pair dependable craftsmanship with worry-free enjoyment at a price that's just right. We understand that boating is more enjoyable when peace of mind comes standard.

Standard Features Maxi Lifts:

Marine Grade Aluminum Double C-Channel Uppers.

Marine Grade Aluminum I-Beam Lower.

Heavy-Duty Aluminum Flat Plate Drive System.

White Plastic Covers for both Drive Plate and Pulley.

Aluminum Grooved Cable Winders.

(4) Aluminum Guides with PVC.

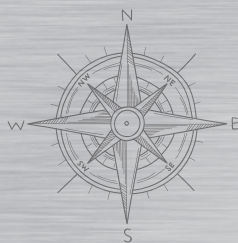
Stainless Steel Cables and Hardware.


Completely Carpeted Full-Length Bunk Boards.

Available Upgrades: Direct E-Drive Gearboxes with
Stainless-Steel Motors!
Remote Control or Remote
Control with Auto-Stop
Aluminum Bunks
Cable Retention System (CRS)

Capacities:

4,000 lbs
6,000 lbs
10,000 lbs
13,000 lbs
16,000 lbs





Maxi Lifts Are Also Available in Direct Drive!

*Includes all Maxi Standard Features paired with **Direct E-Drive Gearboxes** and **Stainless-Steel Motors**!*

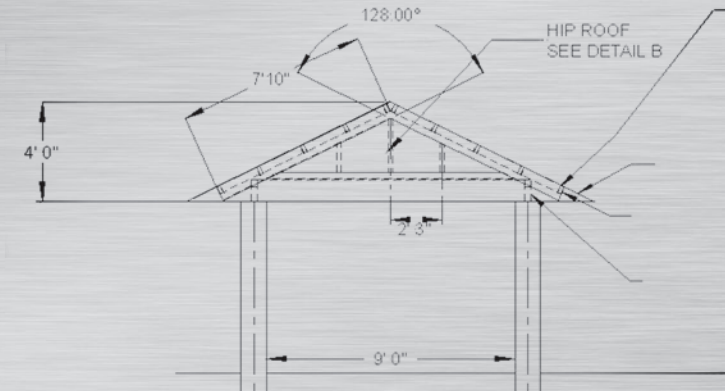


BOATHOUSE LIFTS


Innovative Boathouse Design That is Built to Last

We offer the strongest, safest, and most appealing boathouse applications on the market! We have the engineering ability to either retrofit a lift into an existing boathouse or build the lift as a structural component of your newly constructed boathouse.

Roof Tab Integration



DECO's Boathouse lifts can be built as a structural part of your newly constructed boathouse using our custom roof tab application. This design makes for a clean and simple installation, which results in no overhead lifting obstruction!





Side Mount Integration



DECO's Boathouse lifts can retrofit into your existing boathouse using custom side-mount brackets that weld directly onto the lift's upper beam which mounts directly to the center of your existing pilings. DECO's engineering team's design allows you to maximize overhead roof space and total slip width!

Hanging Integration



ELEVATOR LIFTS

The Most Advanced Elevator Boatlift on the Market

Our Elevator Lift systems are great for offering flexibility in narrow canals or areas where pilings cannot be used. Our two distinctive models, the premier Concept CRS Elevator or Maxi Elevator, are manufactured using superior **Aluminum Box-Beam** Construction; providing an innovative elevator design that is built to last!

Standard Features Concept CRS Elevator Lifts:

Available in **Piling, Seawall, or Dock Mount.**

Superior Box-Beam Aluminum Construction. [*A DECO Exclusive!*](#)

Proprietary Sealed Direct-Drive Gearboxes. [*A DECO Exclusive!*](#)

Superior Lift Speed! *The Fastest Gearbox on the Market!*

Patented Cable Retention System (CRS). [*A DECO Exclusive!*](#)

Zinc Anodes for Corrosion Protection.

Full Electrical Disconnect Switch

(2) Aluminum Guides with PVC.

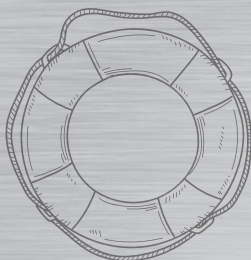
Stainless Steel Cables and Hardware.

Aluminum Full-Length Bunks.

Available Upgrades: Remote Control or Remote Control with Auto-Stop
Vertical Elevators
(Call for available sizes)
High Speed Motors

Capacities:

6,000 lbs
10,000 lbs
13,000 lbs
16,000 lbs
20,000 lbs





Concept CRS Elevator Lifts:



Standard Features Maxi Elevator Lifts:

Available in **Piling, Seawall, or Dock Mount.**

Superior Box-Beam Aluminum Construction. *A DECO Exclusive!*

Heavy-Duty Aluminum Flat Plate Drive System.

White Plastic Covers for both Drive Plate and Pulley.

Aluminum Grooved Cable Winders.

Zinc Anodes for Corrosion Protection.

Full Electrical Disconnect Switch

(2) Aluminum Guides with PVC.

Stainless Steel Cables and Hardware.

Completely Carpeted Full-Length Bunk Boards.

Available Upgrades: Remote Control or Remote Control with Auto-Stop
Aluminum Bunks
Cable Retention System (CRS)



DECKLIFTS

Putting Our Creativity and Ingenuity to Work for You!

Our DECKLift systems allow full access to your vessel without compromising on the strength and durability you deserve. Discover why DECO manufacturers the finest platform lifts on the market!

Standard Features Concept CRS DECKLift:

Superior Box-Beam Aluminum Construction. [A DECO Exclusive!](#)

Proprietary Sealed Direct-Drive Gearboxes. [A DECO Exclusive!](#)

Superior Lift Speed! The Fastest Gearbox on the Market!

Patented Cable Retention System (CRS). [A DECO Exclusive!](#)

(4) Aluminum Guides with PVC.

Stainless Steel Cables and Hardware.

Pre-Weighted Lower Cradle Beams.

Marine Grade Aluminum Channel to create Deck Substructure.


(Decking is provided by the Marine Contractor or Customer.)

Aluminum Full-Length Bunks.

*Decking not included. Larger capacities available upon request.

Available Upgrades: Remote Control or Remote Control with Auto-Stop
Aluminum Deck Platform
(Call for available sizes)

Capacities	Approx. Deck Size (L x W)
6,000 lbs (Dual PWC)	12' x 11'
6,000 lbs	25' x 11'
10,000 lbs	28' x 11'
13,000 lbs	32' x 12'
16,000 lbs	36' x 13'







With DECO, Fun is ALWAYS Within Reach

Our full line of innovative Personal Watercraft Lifts offer DECO's dependability paired with the finest materials on the market today.



1,500 lb Concept CRS PWC Lift



4,000 lb Dual PWC Concept CRS Elevator



1,500 lb PWC Lift



4,000 lb Dual PWC Lift with Aluminum DECKLift

CUSTOM LIFTS



6-Piling Cantilever Lift

Put Our Creativity to Work for You

While our company offers a variety of standard lifts, we pride ourselves on our creativity and ingenuity. If you have a project that requires an experienced perspective, trust DECO to make it work for you! From Marina Lift Systems to Sailboat Lifts, to our Famous DECKLifts... Rest assured DECO will come up with a solution that fits your needs.



Sailboat V-Cradle



4-Piling Dual Cantilever Lift



Custom Houseboat Lift



Shallow Water Cradle Lift



Custom Aluminum DECKLift



Catamaran Lift



Custom Bunking

DOCK AND LIFT ACCESSORIES

Personalize Your Dock

We understand your desire to personalize your lift, dock, or boathouse, to fit your specific needs. This is why we offer a full range of quality-manufactured accessories that make your boating experience effortless and enjoyable. From **Walkways** and **Gangways**, **Flip Up Boarding Platforms**, to **Fish Cleaning Tables**, **Ladders**, and **Stern Platforms**, we can maximize the functionality of your waterfront like no other.



Aluminum Gangway



Hinged 2' x 2' Boarding Platform



Tide Guides (With Current)



Aluminum Walkway and Steps



Tide Guides (Cross Current)



TEC Remote Control Unit



DECO Chocks



Drop Down Stern Walkaround Walkways



Aluminum Stern Platform



DECO's Exclusive (4) Chock Bunking System is a customized alternative to full-length bunking set-ups. This system includes four marine grade aluminum box beam pedestals with high density plastic inserts that are engineered to provide longevity and more precise lifting of V-Hull boats. Ideal for step hulls!



Aluminum Walkway Steps with Handrail



7 Step Aluminum Sliding Ladder



Shallow Water Angled Lowers



The Perfect Solution for Marina and Condo Associations

Let the experts at DECO help simplify your marina project and give you optimum results. From multi-unit condo associations, to large-scale marinas, DECO has a variety of solutions that offer maintenance-free operation all while maximizing slip space. Our innovative **Shared Piling Welded Uppers**, known as the “**Double-Banger**”, maximizes shared slip space better than the industry standard shared piling marina bracket.



Low Profile Lift Projects



Marina Lifts



Marina Lifts



Shared Piling DECO Lifts



Shared Piling DECO Lifts

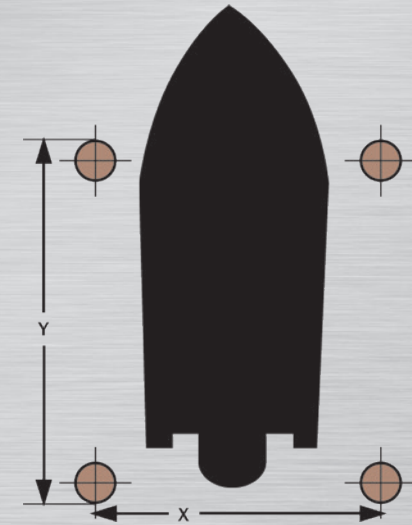


Marina Lifts

LIFT REFERENCES



LIFT TYPE	CAPACITY (LB.)	Piling Measurement (Ft.) Y (Outside to Outside)	Piling Measurement (Ft.) X (Center to Center)	Boat Size (Ft.) Typical***
DECO & CONCEPT	4,000	10'	10'	up to 18'
DECO & CONCEPT	6,000	12'	11'	18'-22'
DECO & CONCEPT	10,000	14'	12'	23'-26'
DECO & CONCEPT	13,000	14'	12'6"	27'-28'
DECO & CONCEPT	16,000	16'	14'	28'-32'
DECO & CONCEPT	20,000*	16'	15'	33'-34'
DECO & CONCEPT	25,000**	6'11"	16'	36'-38'
DECO & CONCEPT	30,000**	6'11"	17'	38'-40'
DECO & CONCEPT	40,000**	8'	18'	40'-42'
MAXI Aluminum	4,000	10'	10'	up to 18'
MAXI Aluminum	6,000	12'6"	11'	18'-22'
MAXI Aluminum	10,000	12'6"	12'	23'-26'
MAXI Aluminum	13,000	12'6"	12'6"	27'-28'
MAXI Aluminum	16,000	15'	14'	30'-32'



* 20k DECO and CONCEPT Lift is available in both a six piling and four piling configuration. The center piling is set "dead center" of the front and rear pilings.

** 25k, 30k, 40k Lifts are eight piling lifts. Please consult factory for specific piling locations.

*** Boat weights are not based on size alone. Contact a factory representative to calculate your boat weight and Lift capacity recommendation.

NOTE: Contact Factory for Beamless lift piling layouts.

Warranty

DECO Power Lift, Inc., hereinafter referred to as "the company", expressly warrants the Aluminum member's structural integrity of their cradle lift system to the original purchaser for 15 years while retaining ownership at the property where the lift was installed.

Elevator, Personal Water Craft (PWC) are warranted for a period of 5 years to the original owner at the property where the lift was installed.

The company further expressly warrants that its products shall be free from any manufacturer's defects in material or workmanship for a period of one year from date of delivery by seller. The company agrees to provide all necessary parts, materials and labor to correct any such defects, providing written notice with the original bill of sale or proof of purchase is received by the company within a one-year period. The company expressly warrants electric motors for a period of up to two-years from date of delivery by seller to original purchaser.

For detailed warranty information and maintenance recommendations, please see our owner's manual which can be found by visiting our website at www.decoboatlift.com.

ACORD, CERTIFICATE OF LIABILITY INSURANCE				DATE (MM/DD/YYYY) 02/22/2008	
PRODUCER (727)461-3704 Lancaster Insurance Inc. 1210 S. Myrtle Ave. P O Box 2856 Clearwater, FL 33757		FAX (727)441-3298		THIS CERTIFICATE IS ISSUED AS A MATTER OF INFORMATION ONLY AND CONFERS NO RIGHTS UPON THE CERTIFICATE HOLDER. THIS CERTIFICATE DOES NOT AMEND, EXTEND OR ALTER THE COVERAGE AFFORDED BY THE POLICIES BELOW.	
INSURED: Deco Power Lift Inc 1041 Harbor Dr Safety Harbor, FL 34695		INSURERS AFFORDING COVERAGE		NAIC #	
		INSURER A: Evanston Insurance Company			
		INSURER B:			
		INSURER C:			
		INSURER D:			
		INSURER E:			
COVERAGES					
THE POLICIES OF INSURANCE LISTED BELOW HAVE BEEN ISSUED TO THE INSURED NAMED ABOVE FOR THE POLICY PERIOD INDICATED. NOTWITHSTANDING ANY REQUIREMENT, TERM OR CONDITION OF ANY CONTRACT OR OTHER DOCUMENT WITH RESPECT TO WHICH THIS CERTIFICATE MAY BE ISSUED OR MAY PERTAIN, THE INSURANCE AFFORDED BY THE POLICIES DESCRIBED HEREIN IS SUBJECT TO ALL THE TERMS, EXCLUSIONS AND CONDITIONS OF SUCH POLICIES. AGGREGATE LIMITS SHOWN MAY HAVE BEEN REDUCED BY PAID CLAIMS.					
TYPE OF INSURANCE	POLICY NUMBER	POLICY EFFECTIVE DATE (MM/DD/YYYY)	POLICY EXPIRATION DATE (MM/DD/YYYY)	LIMITS	
GENERAL LIABILITY	CL090200971	05/01/2008	05/01/2009	EACH OCCURRENCE	\$ 1,000,000
<input checked="" type="checkbox"/> COMMERCIAL GENERAL LIABILITY				DAMAGE TO RENTED	\$ 50,000
<input type="checkbox"/> CLAIMS MADE <input checked="" type="checkbox"/> OCCUR				PROMISOR'S DEFENSE/LEGAL	\$ 1,000
<input checked="" type="checkbox"/> \$5000 Deductible				PERSONAL & ADV INJURY	\$ 1,000,000
GEN'L AGGREGATE LIMIT APPLIES PER:				GENERAL AGGREGATE	\$ 2,000,000
<input type="checkbox"/> POLICY <input type="checkbox"/> PERIOD <input type="checkbox"/> LOC				PRODUCTS - COMP/OP AGG	\$ 1,000,000

DECO Corporate Headquarters



Plant 1



Plant 2



Plant 3

In the marine industry, the name DECO means reliability. For five decades, our company has pushed the envelope in design and innovation, all while maintaining an unsurpassed reputation for dependable customer service. As a result, we offer the fastest, quietest and most dependable boat lifts on the market today – all guaranteed to offer you years of trouble-free service.

If you're looking for a name you can trust, we invite you to discover DECO – a proven leader in marine grade boat lifts. From personal watercraft to large cruisers, DECO is the right choice for your next boat lift.

YOUR AUTHORIZED DEALER

(727) 736-4529 (800) 204-4178
www.decoboatlift.com



1041 Harbor Lake Drive • Safety Harbor, Florida 34695